



SlideDecks

Peggy Takach, Director Faculty Center for Teaching & Learning

SYRACUSE UNIVERSITY
School of Information Studies

1. Welcome

2. Sage on Stage

Guide on the Side

**Learner Centered
Classroom**



Agenda

3. Let's Get Started

SlideDecks Session



Bullet four



Bullet three



Bullet two



Bullet one

The Key Ideas

The background is a dark blue gradient. A stylized, multi-petaled flower is centered, rendered in a lighter blue, semi-transparent style. Two bright, horizontal cyan light streaks cross the image, one above and one below the text. The text 'Transition Examples' is centered in a white, sans-serif font.

Transition Examples

The background is a warm, orange-toned image featuring a circular wreath of autumn leaves in shades of red, orange, and yellow. Below the wreath, several pumpkins and gourds are arranged on a bed of leaves. The overall aesthetic is cozy and seasonal.


Write your
transition text here

Transition to an Activity Example



Pair Share

- Turn to your neighbor
- Introduce yourself
- State one thing that you hope to learn in workshop
- Time = 15 seconds each
- 1 – 2 pairs share out = 2 minutes





Transition Example Using Photo





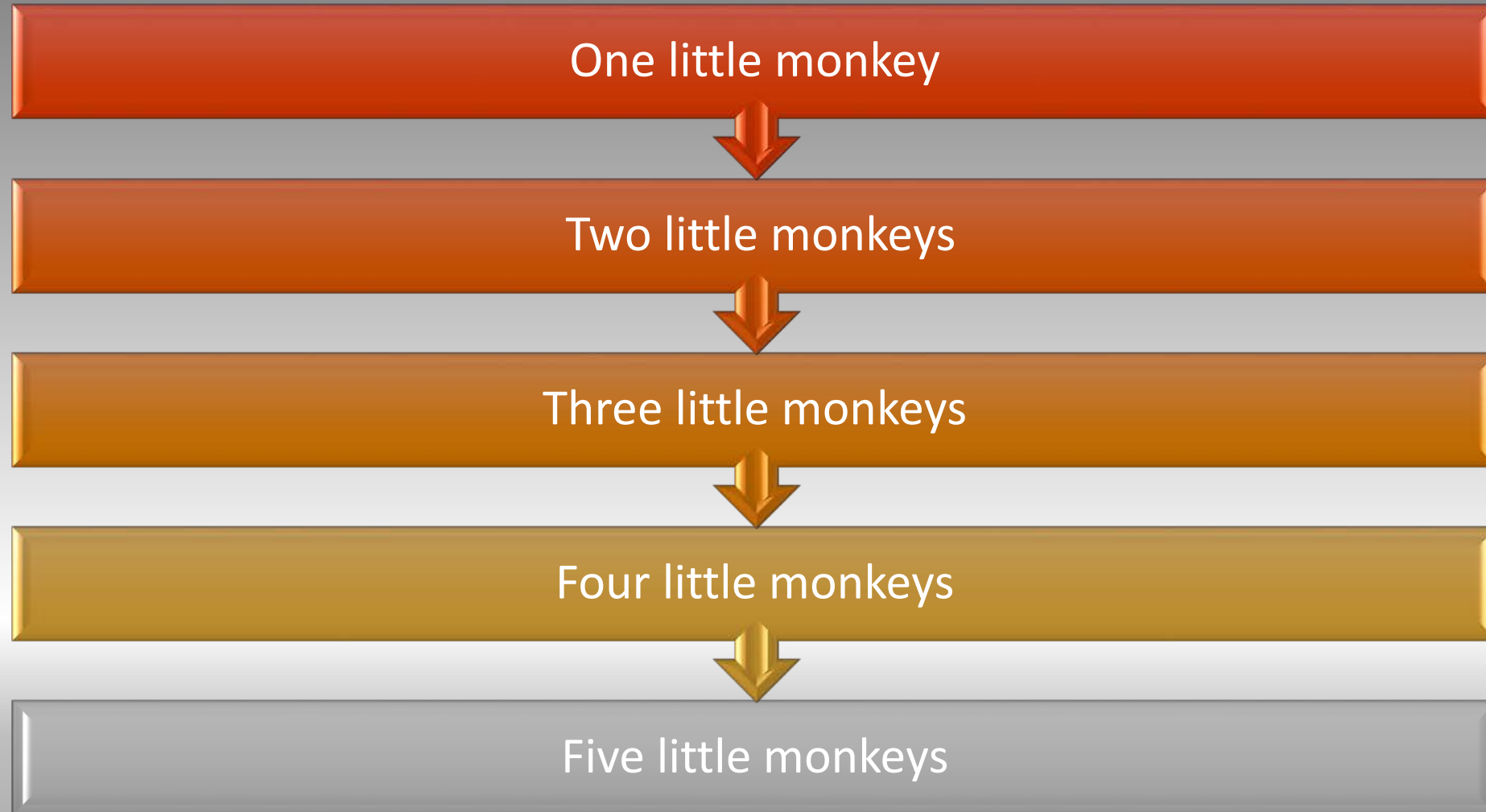
I can help you with that.



Straight Bulleted Text

- One little monkey
- Two little monkeys
- Three little monkeys
- Four little monkeys
- Five little monkeys

Bulleted Text Example Using SmartArt



Focus on your
Learners by
Involving them in the
Process



1. Item number one
2. Item number two
3. Item number three
4. Item number four

Number List Example with Photo Example



- ... less is more
- Enhance your spoken words.....

“Effective use of text”

“Slides that need to have text.”

- ⌘ creative bullet points
- ⌘ can progressively release
- ⌘ many different methods



Bulleted Text Using Animation – Automatic

“I learn best in classes where the instructor ____”

“Students in courses help me learn when they ____”

“I am most likely to participate in classes when ____”

“Here’s something that makes it hard to learn in a course: ____”

“Here’s something that makes it easy to learn in a course: ____”



Using Animation – on Mouse Click



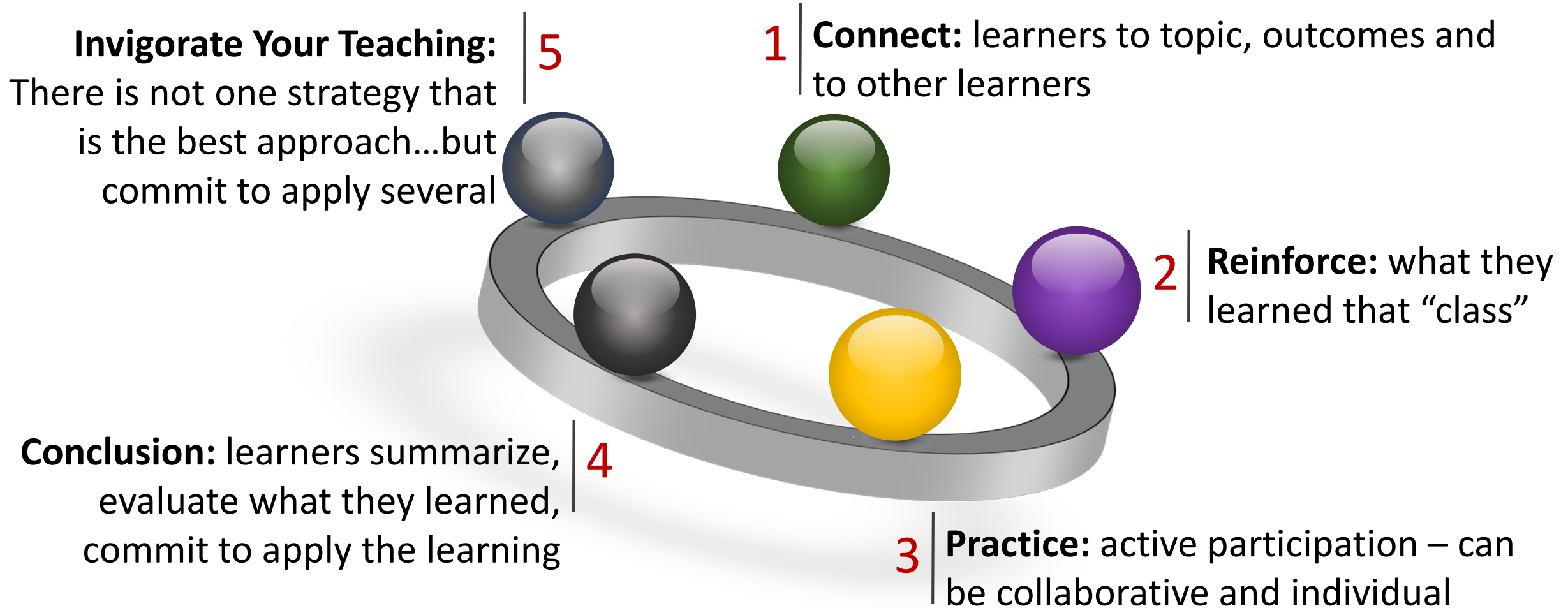
Using Animation – On Mouse Click

A hand is shown holding two blue, oval-shaped buttons. The top button is labeled 'Groups' and the bottom button is labeled 'Teams'. The buttons have a slight gradient and a black outline. The hand is positioned behind the buttons, with fingers visible at the top and bottom.

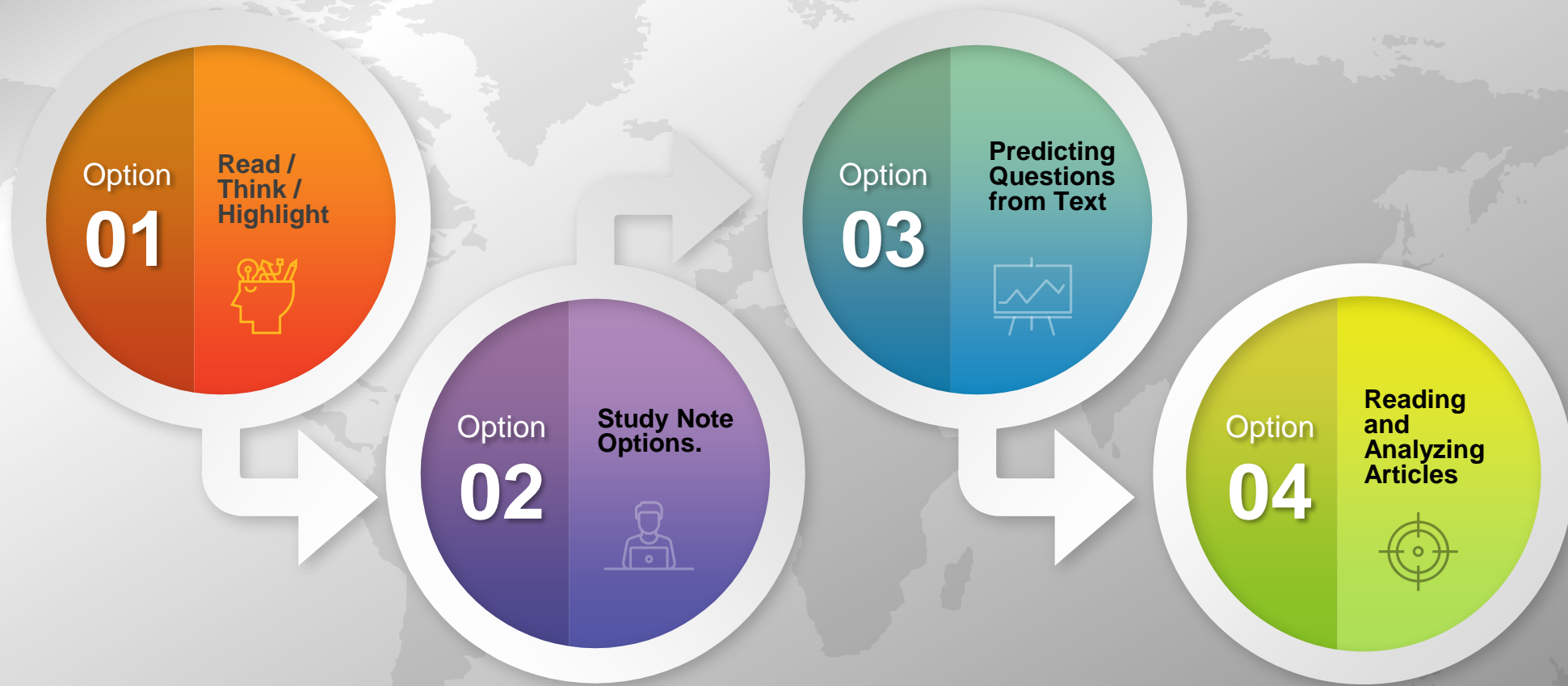
Groups

Teams

Using Animation – On Mouse Click



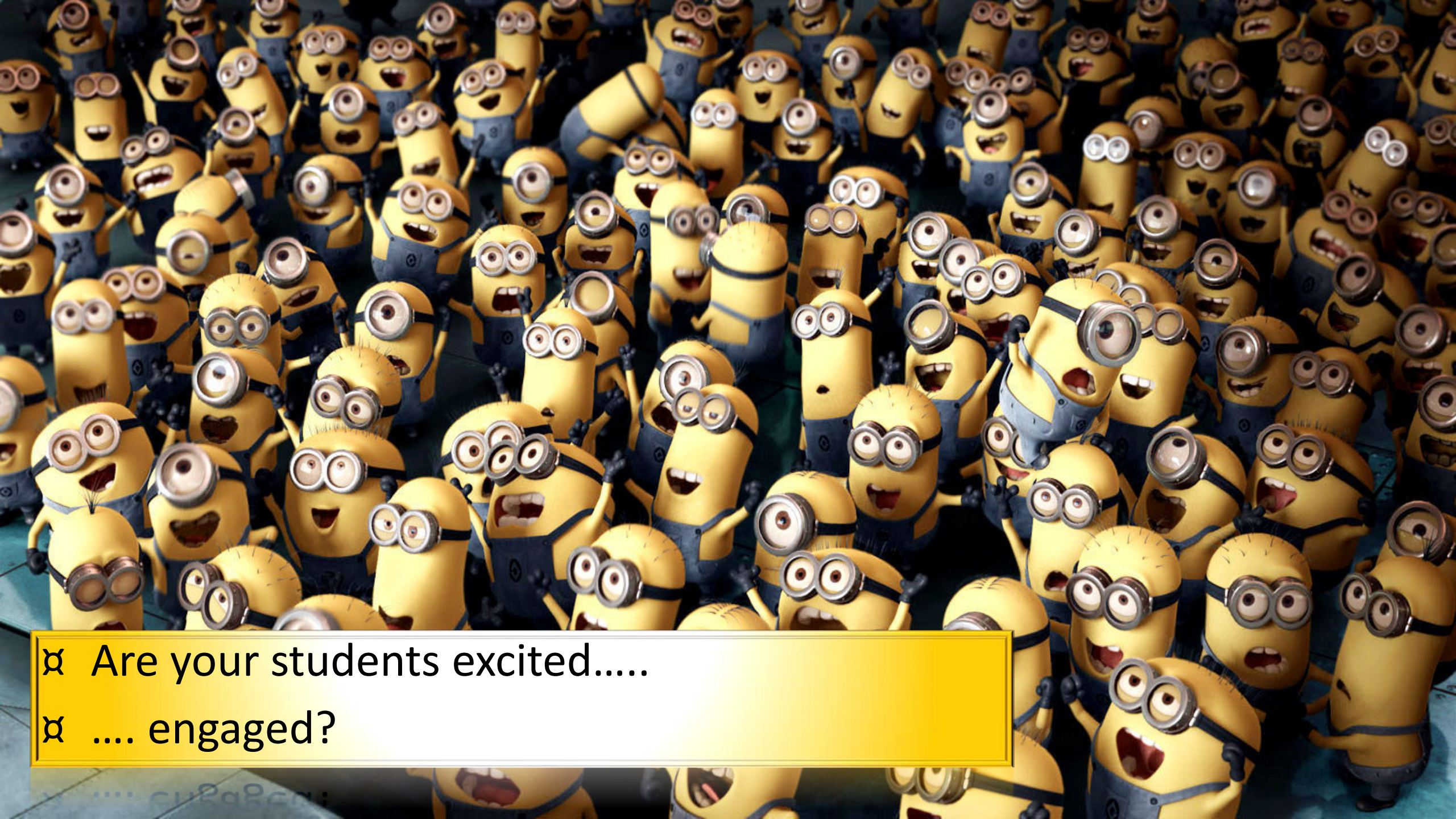
Bulleted Text Visually





- Bullet text number 1
- Bullet text number 2
- Bullet text number 3
- Bullet text number 4

Creation Using Photos as Backgrounds



⌘ Are your students excited.....

⌘ engaged?

A hand with a pointing finger is positioned on the right side of the image, pointing towards the word 'i can'. The word is written in a white, casual, handwritten style against a bright blue sky with scattered white clouds. The letter 'i' is lowercase and has a small dot above it. The letters 'c', 'a', and 'n' are lowercase and connected in a fluid, cursive-like manner.

i can

This is a great background to use if you need to be motivational to the students.



Excellent use of a background that pops on your slide. Great way to put up a quote, customer testimonial, long textual statement, mission statement, or even bulleted lists.



A person is shown in silhouette, looking out of a large window at a city skyline under a blue sky with scattered clouds. The person is holding a dark, cylindrical object, possibly a thermos or a container, in front of them. The scene is captured from a side profile, emphasizing the contemplative nature of the moment.

Knowledge = Remembering

- Relevant facts or Procedures
- Recall Questions
- Facts before deeper understanding
- Base knowledge



Title of slide

- Bulleted text number 1
- Bulleted text number 2
- Bulleted text number 3



Become the
presenter
you wish
you were.

CONCLUSIÓN



Summary



CONCLUSIÓN



Summary 2



CONCLUSIÓN



Summary 3






f Lists)



- Meryl Streep
- Carly Simon
- Barbra Streisand
- John Lennon
- John F. Kennedy
- Sheldon (of “Big Bang Theory”)



Famous Anxiety Sufferers



Conclusion: Activity

Ticket Out

- Write four things
 - Please complete the short end of the session survey that can be found in your packet
 - Thank you!





Conclusion: Activity

Ticket Out

- Write four things
 - Please complete the short end of the session survey that can be found in your packet
 - Thank you!

A blue tang fish, Dory, is shown swimming towards the right. She has large, expressive eyes and a friendly expression. The background is a deep blue ocean with a vibrant, multi-colored coral reef in the foreground. The coral has shades of purple, pink, and blue.

Conclusion: Activity

Ticket Out

- Write four things
 - Please complete the short end of the session survey that can be found in your packet
 - Thank you!

Conclusion: Activity



Ticket Out

- Write four things
 - Please complete the short end of the session survey that can be found in your packet
 - Thank you!